



Contents

- Step 1: How to Get the Plugin
- Step 2: How to activate the Plugins
- Step 3: HOW TO USE OR UNDERSTAND “OnePunch Algo” Plugin DATA?
 - Buying Indicators
 - Selling Indicators
- How to Add OnePunch Algo Alerts into your Phone?
- What are the timeframes where it is most effective?
- DISCLAIMER



For New Accounts

Step 1: How to Get the Plugin:

1. Get a free account here first: this is the technical platform used for Our OnePunch Plugin. You can start with a basic free account here: (<https://onepunchalgo.com/tradingview>)

NEXT>>

2. Go to <https://onepunchalgo.com/get-the-plugin/>
3. Click Add to Cart
4. Under Additional Information on the checkout page > In Order Notes Box please mention your username for <https://onepunchalgo.com/tradingview>



Step 2: How to activate “OnePunch Algo Plugins”

1. Go to charts in menu in <https://onepunchalgo.com/tradingview>
2. Click Charts > then Indicators
3. Look for Invite-only scripts (Allow 24hrs for us to activate your account once you follow Step 1 instructions)
4. There are 2 plugins that you can get from us.
 - Click “**OnePunch Algo Hard BUY/SELL and Date Range - Version 1**” and add to chart.
 - Click “**Alerts on OnePunch Algo Study**” and add to chart next.

Now you have both plugins activated for your account. Let’s learn how this plugin works.



BASICS

Step 3: HOW TO USE OR UNDERSTAND “OnePunch Algo” Plugin DATA?






BUYING INDICATORS

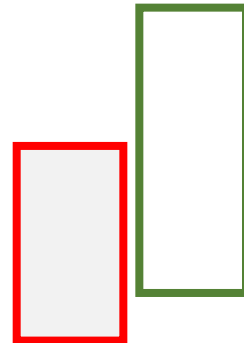
SOFT BUY INDICATOR – BUY

First Green Outline Yellow Candle
Formation in a high volatile stock
- Also called Momentum buying



HARD BUY INDICATOR - BUY

First Green Outline White Candle
Formation after a Red Outline White
Candle






SELLING INDICATORS


HARD SELL INDICATOR - **SELL**

First **Red Outline Yellow Candle**
Formation after a **Green Outline**
Yellow Candle



SOFT SELL INDICATOR - **SELL**


First **Red Candle Formation**
after a **Green Outline Yellow Candle**





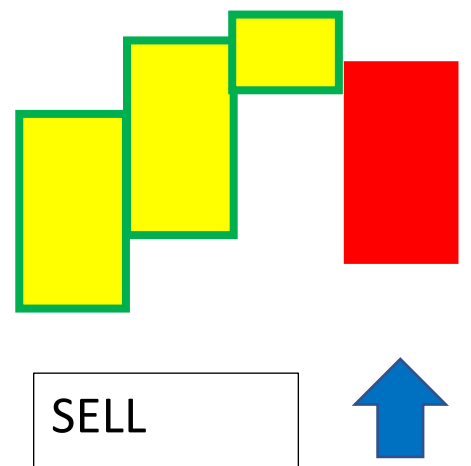
MOMENTUM BUY INDICATOR

First **Green Outline Yellow Candle** Formation with a major event like News, ER report, or positive data.



MOMENTUM SELL INDICATOR

First **Red Outline Yellow Candle** Or Full Red Candle Formation After a Momentum Buy Signal





How to Add OnePunch Algo Alerts into your Phone?

Please watch the instructions on this video:

<https://www.youtube.com/watch?v=Z27Rf6fyu5Q&t>

What are the timeframes where it is most effective?

Short Term/Day Trading Setup

- For Short Term or Day Trade: 1min, 5min, 15min & 30min candlesticks works really well.
- Also 3min, 5min, 7min and 15min works as well.

Mid Term Trading Setup

- For Mid-term traders: 30min, 1hr, 2hr, and 4hr setup works really well.

For Long Term Trading Setup

- For long term traders: 4hr, 1D, 1Week and 1Month Setup works well.



DISCLAIMER: Stocks, crypto, forex and options trading involves substantial RISK of LOSS and is NOT suitable for every investor. The valuation of stocks and options may fluctuate, and, as a result, clients may lose more than their original investment. If the market moves against you, you may sustain a total loss greater than the amount you deposited into your account. You are responsible for all the risks and financial resources you use and for the chosen trading system. You should not engage in trading unless you fully understand the nature of the transactions you are entering into and the extent of your exposure to loss. If you do not fully understand these risks, you must seek independent advice from your financial advisor.

All trading strategies are used at your own risk. And OnePunch Algo Developer, OnePunch ALGO Youtuber, Web Market Florida, LLC, OnePunchAlgo.com or the channel does NOT take any responsibility for your losses using any of the advice or suggestions or strategies are shown/said/indicated/signal in any of OnePunch ALGO Youtuber, OnePunch Algo Software, OnePunch Algo Plugin, OnePunch Algo Website, OnePunch Algo Articles or the channel videos.